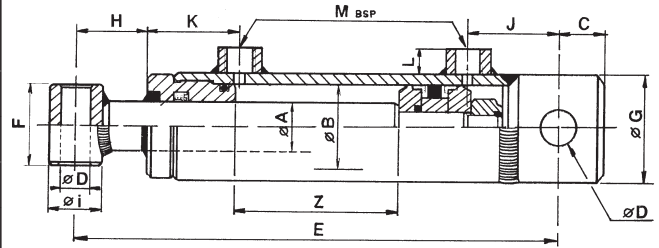


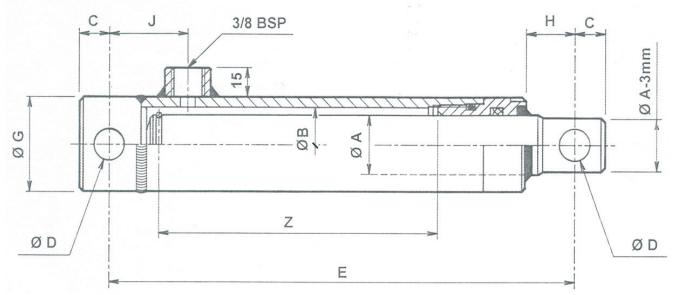
STANDARD DOUBLE ACTING CYLINDERS

ART.	Ø B	Ø A	STROKE	E	C	D	F	G	H	I	J	K	L	M	WEIGHT (Kg)
YCDE322005CH	32	20	50	205	17	16	35	40	32	30	33	44	16	1/4"	1,9
YCDE322010CH			100	255		16	35	40		30	33				2,2
YCDE322015CH			150	305		16	35	40		30	33				2,6
YCDE322020CH			200	355		16	35	40		30	33				2,9
YCDE322030CH			300	455		16	35	40		30	33				3,6
YCDE402510CH	40	25	100	270	19	20,5	40	50	35	35	45	44	17	3/8"	3,7
YCDE402520CH			200	370		20,5	40	50		35	45				4,5
YCDE402530CH			300	470		20,5	40	50		35	45				5,5
YCDE402540CH			400	570		20,5	40	50		35	45				6,5
YCDE402550CH			500	670		20,5	40	50		35	45				7,5
YCDE503010CH	50	30	100	300	25	25,5	45	60	47	40	58	47	17	3/8"	4
YCDE503020CH			200	400		25,5	45	60		40	58				5
YCDE503030CH			300	500		25,5	45	60		40	58				6
YCDE503040CH			400	600		25,5	45	60		40	58				8
YCDE503050CH			500	700		25,5	45	60		40	58				10
YCDE503060CH			600	800		25,5	45	60		40	58				12
YCDE503070CH			700	900		25,5	45	60		40	58				14
YCDE603010CH	60	30	100	300	25	25,5	45	70	30	40	58	54	17	3/8"	6
YCDE603020CH			200	400		25,5	45	70		40	58				7
YCDE603030CH			300	500		25,5	45	70		40	58				9
YCDE603040CH			400	600		25,5	45	70		40	58				11
YCDE603050CH			500	700		25,5	45	70		40	58				13
YCDE603060CH			600	800		25,5	45	70		40	58				15
YCDE603070CH			700	900		25,5	45	70		40	58				17
YCDE704020CH	70	40	200	410	25	30,5	55	80	40	50	58	65	15	3/8"	11
YCDE704030CH			300	510		30,5	55	80		50	58				13
YCDE704040CH			400	610		30,5	55	80		50	58				15
YCDE704050CH			500	710		30,5	55	80		50	58				17
YCDE704060CH			600	810		30,5	55	80		50	58				19
YCDE704070CH			700	910		30,5	55	80		50	58				21
YCDE804020CH	80	40	200	410	25	30,5	55	90	55	50	58	64	17	3/8"	13
YCDE804030CH			300	510		30,5	55	90		50	58				15
YCDE804040CH			400	610		30,5	55	90		50	58				18
YCDE804050CH			500	710		30,5	55	90		50	58				21
YCDE804060CH			600	810		30,5	55	90		50	58				24
YCDE804070CH			700	910		30,5	55	90		50	58				27
YCDEA15030CH	100	50	300	525	34	30,5	70	115	66	65	55	64	17	3/8"	27
YCDEA15040CH			400	625		30,5	70	115		65	55				30
YCDEA15050CH			500	725		30,5	70	115		65	55				35
YCDEA15070CH			700	925		30,5	70	115		65	55				40
YCDEA15090CH			900	1125		30,5	70	115		65	55				42

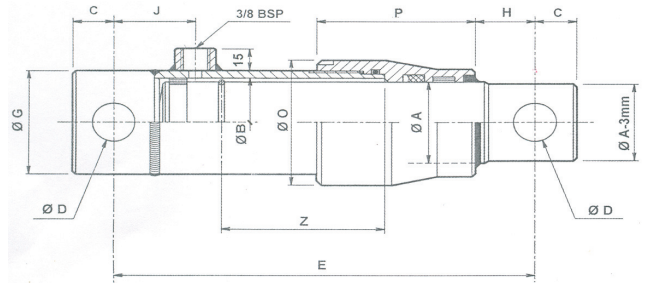


DISPLACEMENT CYLINDERS

ART.	Ø B	Ø A	STROKE	E	C	D	G	H	J	O	P	WEIGHT (Kg)
Y302510TCCH	30	25	100	190	14	14,2	40	24	40	-	-	1,5
Y302520TCCH			200	290						-	-	2,3
Y302530TCCH			300	390						-	-	3
Y403020TCCH	40	30	200	300	18	16,2	50	26	42	-	-	3,6
Y403030TCCH			300	400						-	-	4,8
Y403040TCCH			400	500						-	-	5,9
Y403055TCCH			550	650						-	-	7,5
Y403070TCCH			700	800						-	-	9,2
Y504020TCCH	50	40	200	330	22	23	60	32	47	-	-	5,9
Y504030TCCH			300	430						-	-	7,7
Y504040TCCH			400	530						-	-	9,3
Y504055TCCH			550	680						-	-	11,8
Y504070TCCH			700	830						-	-	14,2



ART.	Ø B	Ø A	STROKE	E	C	D	G	H	J	O	P	WEIGHT (Kg)
Y504520TCCH	50	45	200	330	22	23	60	34	47	70	77	7
Y504530TCCH			300	430								8,9
Y504540TCCH			400	530								10,9
Y504555TCCH			550	680								13,8
Y504570TCCH			700	830								16,6
Y555020TCCH	55	50	200	360	25	25,5	65	49	50	75	80	9
Y555030TCCH			300	460								11,2
Y555040TCCH			400	560								13,5
Y555055TCCH			550	710								16,9
Y555070TCCH			700	860								20,3
Y605530TCCH	60	55	300	460	25	25,5	70	41	50	85	95	13,5
Y605555TCCH			550	710								20,2
Y605570TCCH			700	860								24,1
Y656020TCCH	65	60	200	360	25	25,5	75	36	50	90	95	12,7
Y656030TCCH			300	460								15,7
Y656040TCCH			400	560								18,6
Y656055TCCH			550	710								23,4
Y656070TCCH			700	860								28



SPECIALIST MANUFACTURERS • HYDRAULIC CYLINDERS • POWER UNITS
 COMPLETE SYSTEM DESIGN & INSTALLATION